




 2,08 m	 5	 4 120 x 185 109 x 194
 2470 ⁽¹⁾ /3000 ⁽²⁾	 42 L	
 65 L Clean water 35 L Waste water	 2000 L max (modular)	
 2.0 L – 105 hp 77 kW/310 Nm	 6-speed manual gearbox	

LIVING CELL

- 5 registered seats, including 2 ISOFIX mounts
- Bed of the pop up roof flat plywood
- Reinforced XPS insulation (thermal insulation and soundproofing)
- Ample storage, laminated coating, impact- and water-resistant, easy to clean
- Table stored at the back of the bench
- Hob with 2 burners and sink
- Refrigerator with freezer
- Interior window insulation (cab/living cell)
- Ample sockets: 2x USB, 2x 12 V, 3x 230 V
- Upholstered cover for the side sliding door
- Upholstered cover for the tailgate door

CHASSIS

- Halogen headlights
- Headlight exit delay
- 15 " steel wheel
- Right-hand side loading door
- Front/rear bumper and side mouldings black
- Front and rear mud flaps
- Heated electric door mirrors
- Twin airbag
- Speed limiter/cruise control
- Front and rear park assist
- Hill start assist
- Electronic stability programme (ESP) with ABS
- Manual air conditioning with pollen filter
- Remote central locking
- DIN format audio system, with DAB digital radio, Bluetooth®, USB socket, steering wheel controls, 4 speakers
- Steering wheel with height and depth adjustment
- Onboard computer
- Maintenance indicator
- Heated driver and passenger seats, with multiple settings, including height adjustment, with armrest
- Electric front windows
- Ford ecomode driver information system
- 12 V power socket on the dashboard
- Washable rubber floor mat (cab)
- Leather steering wheel

PACKS & OPTIONS

- **Living pack:** heating using the vehicle fuel source (2000 W), 12 V-230 V (600 W) converter, portable toilet, electric step, heated waste water tank

(1) Train weight (includes the weight of the driver (75 kg) and 1 litre of clean water, 90% fuel and 90% gas)

(2) Gross vehicle weight